



# Section n °12

## Lamps & socket

|                           |      |
|---------------------------|------|
| <b>STANDARD CAR LAMPS</b> | 12.1 |
|---------------------------|------|

|                    |       |
|--------------------|-------|
| <b>XENON LAMPS</b> | 12.37 |
|--------------------|-------|

|                     |       |
|---------------------|-------|
| <b>SOCKET LAMPS</b> | 12.38 |
|---------------------|-------|

|                   |       |
|-------------------|-------|
| <b>STRIP LEDS</b> | 12.50 |
|-------------------|-------|

---

# Section n°12 - Lamps & socket

## STANDARD CAR LAMPS



### 12.1 H1 Tungsten Halogen

| Code  | Type   | Socket   | Volt | Watt |
|-------|--------|----------|------|------|
| 2111  | -      | P 14,5 s | 12   | 55   |
| 25115 | + 120% | P 14,5 s | 12   | 55   |
| 2112  | -      | P 14,5 s | 24   | 70   |



### 12.2 H3 Tungsten Halogen

| Code | Socket  | Volt | Watt |
|------|---------|------|------|
| 2121 | PK 22 s | 12   | 55   |
| 2122 | PK 22 s | 24   | 70   |



### 12.3 H7 Tungsten Halogen

| Code  | Type      | Socket  | Volt | Watt |
|-------|-----------|---------|------|------|
| 2117  | -         | PX 26 d | 12   | 55   |
| 2116  | LONG LIFE | PX 26 d | 12   | 55   |
| 25117 | + 120%    | PX 26 d | 12   | 55   |
| 2119  | -         | PX 26 d | 24   | 70   |



### 12.4 h8-h11 Tungsten Halogen

| Code  | Model | Type   | Socket  | Volt | Watt |
|-------|-------|--------|---------|------|------|
| 2186  | H8    | -      | PGJ19-1 | 12   | 35   |
| 2189  | H11   | -      | PGJ19-2 | 12   | 55   |
| 25189 | H11   | + 120% | PGJ19-2 | 12   | 55   |
| 2289  | \H11  | -      | PGJ19-2 | 24   | 70   |



### 12.5 HB3-HB4 Tungsten Halogen

| Code | Model | Socket | Volt | Watt |
|------|-------|--------|------|------|
| 2177 | HB3   | P 20 d | 12   | 60   |
| 2178 | HB4   | P 22 d | 12   | 51   |



### 12.6 H18 Tungsten Halogen

| Code | Model | Socket  | Volt | Watt |
|------|-------|---------|------|------|
| 2169 | H18   | PY26d-1 | 12   | 65   |



### 12.7 H27 Tungsten Halogen

| Code | Socket | Volt | Watt |
|------|--------|------|------|
| 2184 | PGJ13  | 12   | 27   |

## Section n°12 - Lamps & socket



### 12.8 HIR2 Tungsten Halogen

| Code | Socket | Volt | Watt |
|------|--------|------|------|
| 2012 | PX22d  | 12   | 55   |



### 12.9 H4 Tungsten Halogen

| Code  | Type   | Socket | Volt | Watt  |
|-------|--------|--------|------|-------|
| 2101  | -      | P 43 t | 12   | 60-55 |
| 25134 | + 120% | P 43 t | 12   | 60-55 |
| 2102  | -      | P 43 t | 24   | 75-70 |



### 12.10 H5 Tungsten Halogen

| Code | Socket | Volt | Watt  |
|------|--------|------|-------|
| 2151 | P 45t  | 12   | 60-55 |



### 12.11 HB1 Tungsten Halogen

| Code | Socket | Volt | Watt  |
|------|--------|------|-------|
| 2106 | P 29 t | 12   | 65-45 |



### 12.12 H15 Tungsten Halogen

| Code | Model | Socket   | Volt | Watt  |
|------|-------|----------|------|-------|
| 2163 | -     | PGJ23t-1 | 12   | 55-15 |
| 2164 | H15   | PGJ23t-1 | 24   | 60/20 |



### 12.13 Asymmetric Daylight Lamp 24W

| Code | Model | Volt | Watt |
|------|-------|------|------|
| 2190 | HP24W | 12   | 24   |



### 12.14 Asymmetric Daylight Lamp 13W

| Code | Model | Socket    | Volt | Watt |
|------|-------|-----------|------|------|
| 2610 | P13W  | PG18,5d-1 | 12   | 13   |



### 12.15 Exterior Mirror Lamp

| Code | Model  | Socket  | Volt | Watt |
|------|--------|---------|------|------|
| 2634 | PCY16W | PU20d/2 | 13,5 | 16   |



## Section n°12 - Lamps & socket



### 12.16 Asymmetric Daylight Lamp

| Code | Model | Socket       | Volt | Watt |
|------|-------|--------------|------|------|
| 2635 | PS19W | PG20/1PG20/1 | 12   | 19   |



### 12.17 Lamp for Arows 24W

| Code | Model  | Socket | Volt | Watt |
|------|--------|--------|------|------|
| 2192 | PSX24W | PG20/7 | 12   | 24   |



### 12.18 Front and Back Arrow Lamp

| Code | Model  | Socket | Volt | Watt |
|------|--------|--------|------|------|
| 2193 | PSY24W | PG20/4 | 12   | 24   |



### 12.19 Front and Back Arrow Lamp

| Code | Model | Socket  | Volt | Watt |
|------|-------|---------|------|------|
| 2194 | PY24W | PGU20/4 | 12   | 24   |



### 12.20 Daylight Lamp 26W

| Code | Model  | Socket    | Volt | Watt |
|------|--------|-----------|------|------|
| 2195 | PSX26W | PG18,5d-3 | 12   | 26   |



### 12.21 Asymmetric Lamps with 2 Filaments

| Code | Model | Socket | Volt | Watt  |
|------|-------|--------|------|-------|
| 2201 | R2    | P 45t  | 12   | 45-40 |
| 2202 | R2    | P 45t  | 24   | 55-50 |



### 12.22 Stop & Direction Lamps

| Code | Model | Socket   | Color | Volt | Watt |
|------|-------|----------|-------|------|------|
| 2321 | P21W  | BA 15 s  | white | 12   | 21   |
| 2322 | P21W  | BA 15 s  | white | 24   | 21   |
| 2383 | PY21W | BAU 15 s | amber | 12   | 21   |
| 2393 | PY21W | BAU 15 s | amber | 24   | 21   |



### 12.23 Stop & Direction Lamps

| Code | Model  | Socket   | Color | Volt | Watt |
|------|--------|----------|-------|------|------|
| 2341 | P21/5W | BAY 15 d | white | 12   | 21/5 |
| 2342 | P21/5W | BAY 15 d | white | 24   | 21/5 |
| 2345 | P21/4W | BAZ 15 d | white | 12   | 21/4 |

## Section n°12 - Lamps & socket



### 12.24 Spherical Lamps

| Code | Model | Socket  | Volt | Watt |
|------|-------|---------|------|------|
| 2401 | R5W   | BA 15 s | 12   | 5    |
| 2402 | R5W   | BA 15 s | 24   | 5    |
| 2411 | R10W  | BA 15 s | 12   | 10   |
| 2412 | R10W  | BA 15 s | 24   | 10   |




### 12.25 Parking and Indicator Lamps

| Code | Model | Socket | Volt | Watt |
|------|-------|--------|------|------|
| 2501 | T4W   | BA 9 s | 12   | 4    |
| 2502 | T4W   | BA 9 s | 24   | 4    |



### 12.26 W5/1,2 Glass lamp

| Code | Socket  | Volt | Watt |
|------|---------|------|------|
| 2601 | W2x4,6d | 12   | 1,2  |
| 2608 | -       | 12   | 1,2  |
| 2605 | W2x4,6d | 12   | 2    |
| 2602 | W2x4,6d | 24   | 1,2  |



### 12.27 W3W Glass lamp

| Code | Model | Socket    | Color | Volt | Watt |
|------|-------|-----------|-------|------|------|
| 2611 | W3W   | W2,1x9,5d | -     | 12   | 3    |
| 2612 | W3W   | W2,1x9,5d | -     | 24   | 3    |
| 2621 | W5W   | W2,1x9,5d | -     | 12   | 5    |
| 2625 | W5W   | W2,1x9,5d | blue  | 12   | 5    |
| 2622 | W5W   | W2,1x9,5d | -     | 24   | 5    |
| 2624 | WY5W  | W2,1x9,5d | amber | 12   | 5    |



### 12.28 W21W Glass lamp

| Code | Model | Socket | Color | Volt | Watt |
|------|-------|--------|-------|------|------|
| 2631 | W21W  | W3x16d | -     | 12   | 21   |
| 2633 | WY21W | W3x16d | amber | 12   | 21   |



### 12.29 W21/5W Glass lamp

| Code | Socket | Volt | Watt |
|------|--------|------|------|
| 2632 | W3x16q | 12   | 21/5 |



### 12.30 W16W Glass lamp

| Code | Socket    | Volt | Watt |
|------|-----------|------|------|
| 2618 | W2,1x9,5d | 12   | 16   |
| 2607 | W2,1x9,5d | 12   | 16   |

## Section n°12 - Lamps & socket



### 12.31 B8,5d-BX8,4-d-SG8-5,5d Plug-in Wedge Base Lamps

| Code | Socket | Volt | Watt | Notes |
|------|--------|------|------|-------|
| 2661 | B8,5d  | 12   | 1,2  | black |
| 2662 | B8,5d  | 24   | 1,2  | grey  |
| 2641 | BX8,4d | 12   | 1,2  | black |
| 2645 | B8,4d  | 12   | 2    | green |
| 2692 | B11d   | 14   | 1CP  | white |
| 2695 | HRQ    | 14   | 1,4  | black |
| 2693 | EBSR11 | 24   | 1,2  | green |
| 2694 | EBSR11 | 24   | -    | green |



### 12.32 Festoons Lamps

Code 2735 for japanese cars.

| Code | Model  | Socket  | Volt | Watt | Height |
|------|--------|---------|------|------|--------|
| 2735 | C10W   | SV8,5-8 | 12   | 10   | 31     |
| 2711 | C5W    | SV8,5-8 | 12   | 5    | 35     |
| 2712 | C5W    | SV8,5-8 | 24   | 5    | 35     |
| 2715 | C10W   | SV8,5-8 | 12   | 10   | 35     |
| 2731 | C10W-K | SV8,5-8 | 12   | 10   | 40     |
| 2732 | C10W-K | SV8,5-8 | 24   | 10   | 40     |



### 12.33 H21W Halogen Lamps

| Code | Model | Socket | Volt | Watt |
|------|-------|--------|------|------|
| 1895 | H21W  | BAY9s  | 24   | 21   |
| 1897 | H21W  | BAY9s  | 12   | 21   |



### 12.34 H5W-H10W Halogen Lamps

| Code | Model | Socket | Volt | Watt |
|------|-------|--------|------|------|
| 2836 | H5W   | BA 9 s | 12   | 5    |
| 2837 | H10W  | BA 9 s | 12   | 10   |



### 12.35 H6W Halogen Lamps

| Code | Socket | Volt | Watt |
|------|--------|------|------|
| 1896 | BAX9s  | 12   | 6    |



### 12.36 Light Included Plastic Socked

| Code | Model  | Socket   | Volt | Watt |
|------|--------|----------|------|------|
| 2389 | P27/7W | W2,5x16Q | 12   | 27/7 |
| 2614 | P27W   | W2,5x16D | 12   | 27   |

## Section n°12 - Lamps & socket

### XENON LAMPS



#### 12.37 Xenon Lamps

NOTES: The 3000D5S code does not require headlight washers

| Code     | Model | Socket  | Color    | Volt | Watt | Notes           |
|----------|-------|---------|----------|------|------|-----------------|
| 3000D1S  | D1S   | PK32D-2 | 5000 C K | 12   | 35   | with starter    |
| 53510D2R | D2R   | P32D-3  | 5000 C K | 12   | 35   | without starter |
| 53500D2S | D2S   | P32D-2  | 5000 C K | 12   | 35   | without starter |
| 3000D3S  | D3S   | -       | 5000 C K | 12   | 35   | with starter    |
| 3000D4S  | D4S   | -       | -        | 12   | 35   | without starter |
| 3000D5S  | D5S   | -       | 4300 C K | 12   | 25   | with starter    |


### SOCKET LAMPS

APPLICATION: head lamps.



#### 12.38 3 Ways POSITIVE LOCK Receptable Housing for Lamps

| Code     | Total Number of Ways | Color | Raw Material | Accessory Contacts |
|----------|----------------------|-------|--------------|--------------------|
| 281734/2 | 3                    | black | PA 6.6       | 5176               |



#### 12.39 3 Ways Fastin-On 90° Tab Housing for H4 Lamps

| Code     | Total Number of Ways | Color | Raw Material | Accessory Contacts |
|----------|----------------------|-------|--------------|--------------------|
| 180913/0 | 3                    | white | PA 6.6       | 180422/1           |



#### 12.40 2 Ways Tab Housing for H7 Lamps

| Code     | Total Number of Ways | Color | Raw Material | Accessory Contacts |
|----------|----------------------|-------|--------------|--------------------|
| 185010/1 | 2                    | black | PA 6.6       | 5149               |



#### 12.41 5 ways Housing for Lamps

| Code     | Total Number of Ways | Kit Code | Color | Accessory Contacts |
|----------|----------------------|----------|-------|--------------------|
| 926526/1 | 5                    | 6742     | black | 1/160759/2         |



#### 12.42 2 Ways Receptacle Housing for Glass Lamps

| Code   | Total Number of Ways | Kit Code | Type   | Color | Accessory Contacts |
|--------|----------------------|----------|--------|-------|--------------------|
| 809481 | 2                    | 6726     | sealed | brown | 223145 + 6124      |

## Section n°12 - Lamps & socket



### 12.43 JPT Socket Lamp W5W

| Code | Socket    | Color | Watt |
|------|-----------|-------|------|
| 6748 | W2,1*9,5d | grey  | W5W  |



### 12.44 SUPERSEAL Socket Lamp W16W

| Code | Socket    | Color | Watt |
|------|-----------|-------|------|
| 6749 | W2,1*9,5d | black | W16W |



### 12.45 Connector for H8-H9-H11 Lamp Socket

| Code   | Total Number of Ways | Industrial Code | Kit Code | Color        | Raw Material | Image |
|--------|----------------------|-----------------|----------|--------------|--------------|-------|
| 616770 | 2                    | 616770          | 6983     | black/orange | PA 6.6       | C     |



### 12.46 FIAT 500 Headlamps Adaptor

| Code     |
|----------|
| 3000/500 |



### 12.47 T10 Lamp Socket

NOTE: rear connection for connector 6597.

| Code  |
|-------|
| 44017 |



### 12.48 Lampholder connector P21 / 5W

| Code | Socket | Color | Watt |
|------|--------|-------|------|
| 6751 | P21/5W | black | 5    |



### 12.49 Brown Lampholder connector P21

| Code | Socket | Color | Watt |
|------|--------|-------|------|
| 6747 | P21W   | brown | 21   |

## Section n°12 - Lamps & socket

### STRIP LEDS

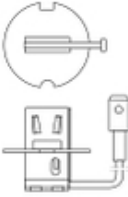
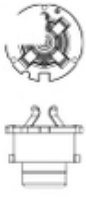


#### 12.50 12-24V Led Strip

Led strip reel of 5 mt.

| Code   | Color | Volt |
|--------|-------|------|
| 2838WO | white | 12   |
| 2839WO | white | 24   |

# ATTACCO PORTALAMPADA

|   |   |   |  |   |
|---|---|---|--|---|
|    |    |    |    |    |
| BA7s  | BA9s  | BA15s   | BAU15s   | BA15d   |
|    |    |    |    |    |
| BAY15d  | BAZ15d  | BAX9s   | P14,5s   | PX26d   |
|  |  |  |  |  |
| P43t  | P45t  | PK22s   | PK32d-2  | P32d-2  |
|  |  |  |  |  |
| P32d-3  | PY20d   | P20d  | P22d   | PGJ19   |
|  |  |  |  |  |
| SV8,5   | W2,1x9,5d   | W2x4,6d   | X511   | E10   |